



Land Master
LANDSCAPE LIGHTING

Land Master Landscape Lighting

FULL LINE CATALOG



BRINGING LIGHT TO LIFE

Land Master Landscape Lighting is dedicated to bringing customers around the world the latest innovation in low voltage LED landscape luminaires. With over 35 years of experience in the outdoor lighting industry, we provide trusted, reliable, and high-performance lighting. LED lights generate much lower emissions than Halogen, incandescent, and compact fluorescent lamp lights providing a much smaller carbon footprint and thereby making them far more environmentally friendly.

Enjoy beautiful landscaping even when the sun goes down with Land Master brilliant LED landscape lights. With some of the top luminous efficacy numbers, 114 lumens per watt in the industry, it's easy to see why Land Master landscape luminaires are the ultimate choice for outdoor illumination.

With successful projects around the world, we know you'll be pleased with your Land Master Landscape Lighting product performance. Our Commitment to Excellence in designing, building and delivering Superior Landscape Lighting Systems is the key to your success.

Choose the landscape lights with the easiest installation, endless versatility, and quality manufacturing.

“Commitment to Excellence”

Our Mission

At AquaMaster Fountains and Aerators, we design and build the highest quality equipment. We are committed to providing the highest level of service and assistance to our customers. We are equally committed to our employees to whom we will provide an environment where they will have the maximum opportunity to grow and to prosper.



PERFORMANCE

All Land Master products are built to exacting standards. Our lights rank among the top in luminous efficacy, run cooler while producing a higher output, and will run 15 years from dusk to dawn.



INSTALLATION

All products are designed with superior installation requiring minimum assembly. Featuring our snap-in hardscape light as well as our Encompass ratcheting stake that requires zero tools.



DESIGN

With housing and covers made of die cast aluminum for durability and powder-coated for corrosion resistance as well as our one of a kind completely factory sealed IP68 rated fixture.



VERSATILITY

Simple yet versatile. Our Encompass does exactly that, one light that encompass' our entire offering. No confusing, thick catalog. Just one light that can be configured over 40 different ways by adjusting lens angle, external lens, color temperature and covers.



INNOVATION

Innovated to be the simplest landscape lights on the market. With no hardware required to install, snap-in light for easy replacement, and some of the industry's best light output numbers. When you buy Land Master, you'll get the industry's best.

01 ENCOMPASS 400

2 - Design

3 - Specifications

4 - Configurations

5 - Configurations - Lenses

06 ENCOMPASS RGBW

7 - Design

8 - Specifications

9 - Illuminance

10 HORIZON

11 - Design

12 - Specifications

13 - Illuminance

14 UNIVERSE

15 - Specifications

16 WHY LAND MASTER?

17 - Arizona Home

18 - Outdoor Paradise



ENCOMPASS 400

These revolutionary landscape lights are available in a variety of configurations. All Encompass 400 units are standard, however, you are able to change the lens angle, covers, and outer lens giving you the flexibility to create dazzling display that improve the aesthetics and safety of your house.

Our Encompass 400 landscape lights are designed to perform and built to last. With best in industry CREE LED numbers and a light life lasting almost 4 years longer than industry average when you select the Encompass you do so with full certainty that you have the best light on the market. With just one LED landscape light in our offerin, the Encompass. It does exactly that, Encompass' all of our competitors confusing offerings in just one light. Just one light to choose from with over 40 custom configurations that make it one of the most versatile lights on the market.

ENCOMPASS 400 DESIGN



Integrated fins on housing to dissipate heat, ensuring light is always cool to the touch

Easy and quick disconnect, leaving no need to re-wire

High-power chip-on-board CREE LED, allowing light to run lighter for longer

Made of die-cast aluminum for durability and power coated for corrosion resistance

Tooless Ratcheting Poly Stake made of high strength, glass infused nylon material



LAND MASTER
WARRANTY

ENCOMPASS 400

36 Months Parts and Labor (All Components)

CABLE, LIGHTING

12 Months Parts and Labor



- Wire: 3' and 10' quick connect power cord
- UL Safety Listed
- Operating Voltage: 12-24 VDC or 12-15 VAC
- Power Consumption: 3.5 Watt
- Light Output: 400 Lm (25-40W Halogen Equivalent)
- Luminous Efficacy: 114 Lm/W
- Color Rendering Index (CRI): 80+
- Lamp Life: 61,000+ hrs. (L90)
- Available in 2700k, 3000k, and 5000k color temperatures

ENCOMPASS 400

SPECIFICATIONS



ENCOMPASS CONFIGURATIONS



CONCRETE SLEEVE

Illuminate your patio, porch, or sidewalks with our concrete sleeve. Simply install beneath any new concrete or brick pavers so that lighting wiring can be installed at any time after the new hardscaping surfaces have been completed and then slide in our Encompass 400 with the lens cover that maximizes your landscape. Our concrete sleeve also features an earth ring so that it can be buried in dirt or mulch.



RATCHETING STAKE

Easily adjust the angle of your Encompass 400 Landscape Light with our toolless ratcheting stake. Just 'snap' your light into the stake, and adjust the angle to effortlessly illuminate your trees, house, signs, etc. Our Ratcheting Wall Mount Bracket makes it easy to attach lights not only into the ground, but on walls, masonry, and signs.



HALF DOME

Used to deflect light in a 180 degree pattern. For use with LED White or RGBW along walkways and paths.



GRATE COVER

Used to reduce glare, designed for in ground flush applications with Ground Sleeve.



FLAT SHIELD

Blocks direct light eye from the back of the directed beam. For use with LED White or RGBW to highlight buildings, signs, trees, etc.



FLAT COVER

Used for uplighting and down lighting when shield is not needed.



ENCOMPASS
LENS COVERS



ENCOMPASS RGBW

These revolutionary landscape lights are available in a variety of configurations. All Encompass RGBW units are standard, however, you are able to change the lens angle, covers, and outer lens giving you the flexibility to create dazzling display that improve the aesthetics and safety of your house.

Our Encompass RGBW landscape lights are designed to perform and built to last. With the ability to connect with our fountain lights, the RGBW provides a unique opportunity to create a one of a kind display that will have your home, business, and property standing out. With just one RGBW landscape light in our offering, the Encompass. It does exactly that, Encompass' all of our competitors confusing offerings in just one light. Just one light to choose from with over 40 custom configurations that make it one of the most versatile lights on the market.


ENCOMPASS RGBW DESIGN



Easy and quick disconnect, leaving no need to re-wire



Integrated fins on housing to dissipate heat, ensuring light is always cool to the touch



High-power chip-on-board CREE LED, allowing light to run lighter for longer



Made of die-cast aluminum for durability and power coated for corrosion resistance



Toolless Ratcheting Poly Stake made of high strength, glass infused nylon material



LAND MASTER
WARRANTY

ENCOMPASS RGBW

36 Months Parts and Labor (All Components)

CABLE, LIGHTING

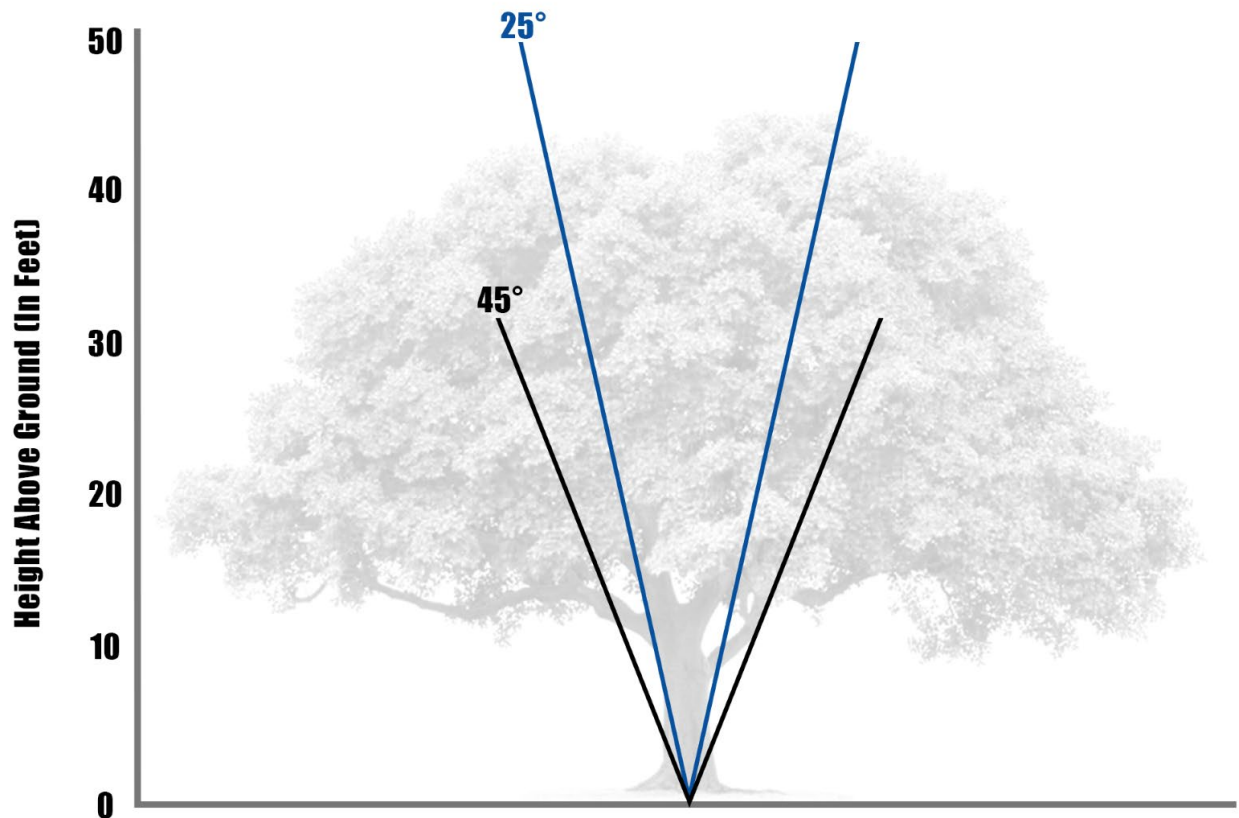
12 Months Parts and Labor

- ♥ Wire: 3' and 10' quick connect power cord
- ♥ Operating Voltage: 12-24 VDC or 12-15 VAC
- ♥ Power Consumption: 3.5 Watt
- ♥ Lamp Life: 61,000+ hrs. (L90)
- ♥ Individually Addressable
- ♥ 7° Above Ambient (White)
- ♥ 14-20° Above Ambient (RGBW)
- ♥ 28 Different Lighting Patterns
 - Can be synchronized with Aqua Master Fountain Lighting
- ♥ UL Listed Safety Listed
- ♥ Luminous Flux:
 - Red 450 Lumens
 - Green 650 Lumens
 - Blue 115 Lumens
 - White 850 Lumens



ENCOMPASS RGBW
SPECIFICATIONS

ENCOMPASS ILLUMINATION





HORIZON

These revolutionary landscape and hardscape lights feature a one of a kind, snap-in light engine that makes for hassle free replacement and installation. All Horizon units are standard and can be mounted to stone, concrete or wood with our installation mount.

Our Horizon landscape lights are designed to perform and built to last. With the ability for a long lasting, soft light display that will have your home, business, and property standing out. Choose our Horizon to light your steps, walls, and posts and allow us to bring your landscape to life.

HORIZON DESIGN



LAND MASTER
WARRANTY

HORIZON

36 Months Parts and Labor (All Components)

CABLE, LIGHTING

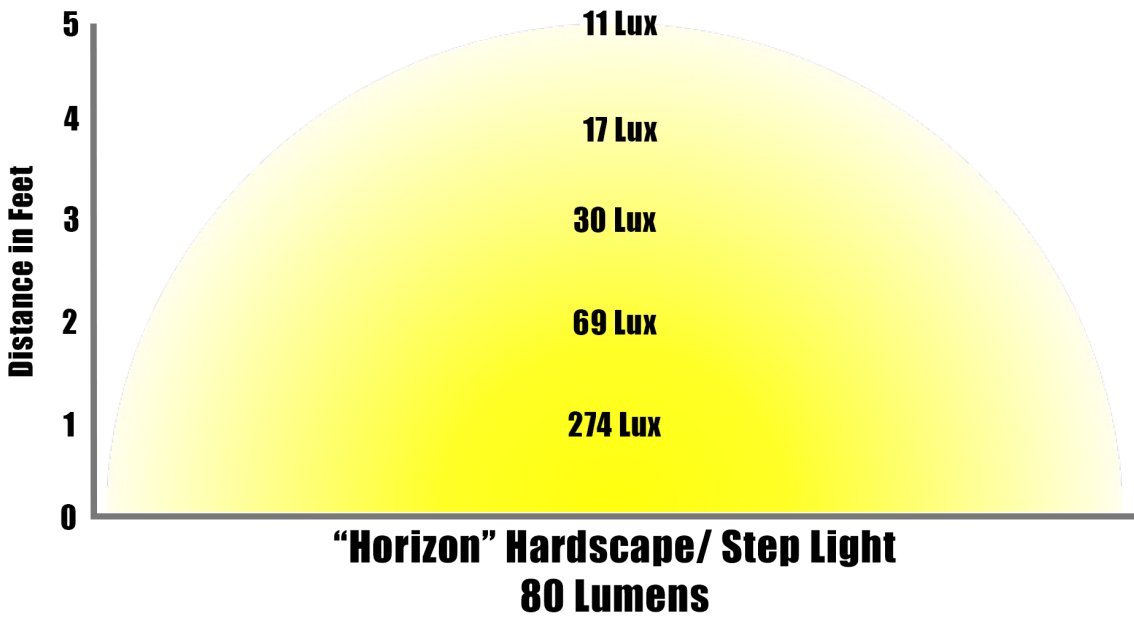
12 Months Parts and Labor



- High Energy Efficiency
- Available in 2700K
- 80 Lumens
- Snap-In Light, makes replacing easier than competitors
- 12-24 VDC or 12-15 VAC
- Rated 2 Watts
- UL Safety Listed



**HORIZON
ILLUMINATION**





UNIVERSE

Our Universe - Land Master Transformer is designed to perform and built to last. The engine behind the industry's most efficient landscape lights, the Universe controls the lights fully wirelessly from any wi-fi device and has built in programmable lighting features that allow you to chose from pre-set lighting displays or create your own. Adding another layer to bringing your home, business, and property to life with Land Master.



- GPS Based Astronomical Timing
- Fully Wireless Control from any WiFi device
- UL Certified for US and Canada
- RS-485 data control for Land Master RGBW Lighting
- Combination Class 1 and Class 2 Supply
 - Class 1: 20 VDC and 300 Watts
 - Class 2: 12 VDC and 100 Watts



**LAND MASTER
WARRANTY**

Universe Transformer

60 Months Parts and Labor (All Components)



Built to Outperform.

Designed for Convenience.

AquaMaster's newest product line, Land Master Landscape Lighting, features two of the industries best landscape light options. Our Horizon and Encompass products feature one-of-a-kind engineering with your convenience at the top of mind, easy installation, superior design, and the ability to bring your home, business, backyard, and landscape features to life.

AQUAMASTER®
61,000 LED HOUR LIFE
15 YEARS DUSK TO DAWN

INDUSTRY AVERAGE
50,000 LED HOUR LIFE
11 YEARS DUSK TO DAWN

DESIGNED TO BE LIGHTER FOR LONGER



FEWER LIGHTS, LESS WIRE, LESS LABOR.

AQUAMASTER®
400 LUMENS IN A 3.5W LED
114 LUMENS/WATT

INDUSTRY AVERAGE
245 LUMENS IN A 3.5W LED
70 LUMENS/WATT




ARIZONA HOME


Desert Retreat




CASEYOLSONDESIGNS.COM



Encompass 400 Half Dome




Encompass 400 Flat Shield



Encompass 400 Flat Shield



Horizon



Encompass 400 Flat Shield



Encompass 400 Grate



OUTDOOR PARADISE

Backyard Retreat



16024 County Rd. X, Kiel, Wisconsin 53042

Phone: +1.920.693.3121

[www. aquamasterfountains.com](http://www.aquamasterfountains.com)



Floating Fountains

Masters Series
Masters Decorative Series
Galaxy Select Series
Masters Grand Series

Lighting and Accessories

Night Glow Lighting and Control Panels
LED or RGBW Lighting System

High Performance Aeration Systems

Volcano II & III Surface Spray Systems
AquaAir Ultra Aeration Systems
AquaAir Ultra Solar Aeration Systems

Fixed Base Water Feature Fountains

Custom Horizontal and Vertical Models

Land Master Landscape Lighting

LED or RGBW Lighting System