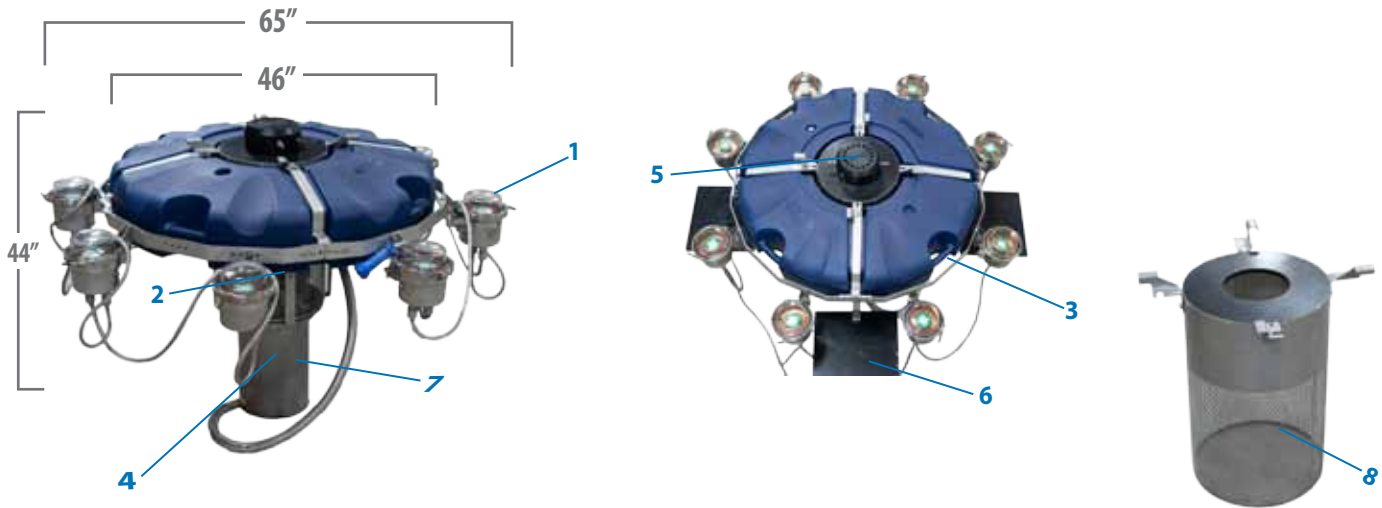


MASTERS GRAND SERIES
LAKWOOD
BASIC FLOW PATTERN (BFP)



HORSEPOWER	7½	10
HT x DIA ft	17.6 x 40	N/A
ELECTRICAL RATING Ph VOLTAGE AMPS	1 220-240 42	1 220-240 60
	3 220-240 26.4	3 220-240 36
	3 440-480 13.2	3 440-480 18
HT x DIA m	4.9 x 12.2	N/A
ELECTRICAL RATING Ph VOLTAGE AMPS	3 380-415 12	3 380-415 18

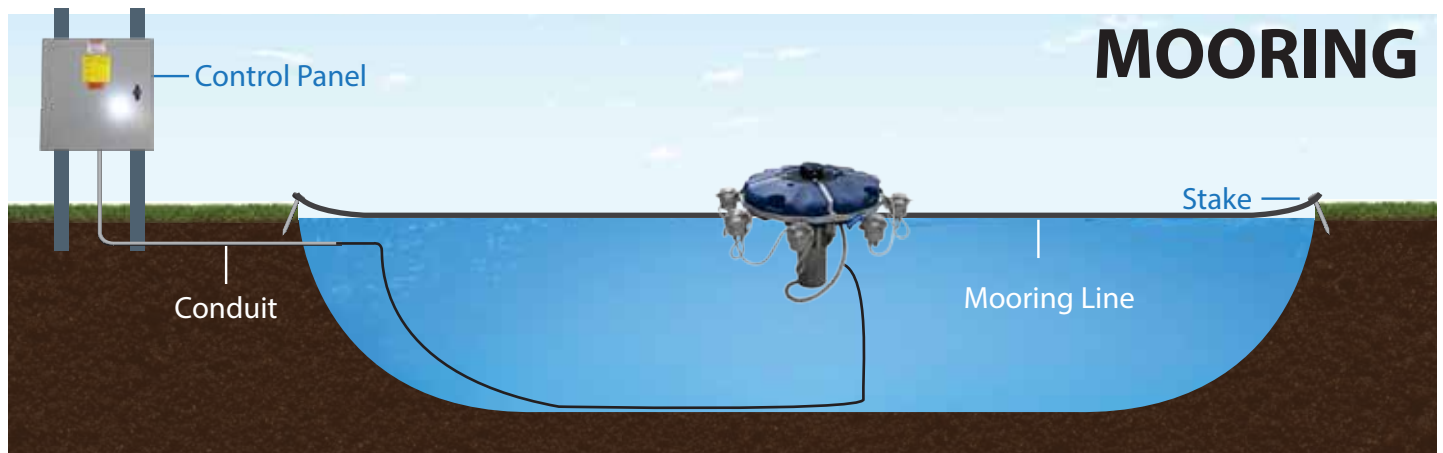
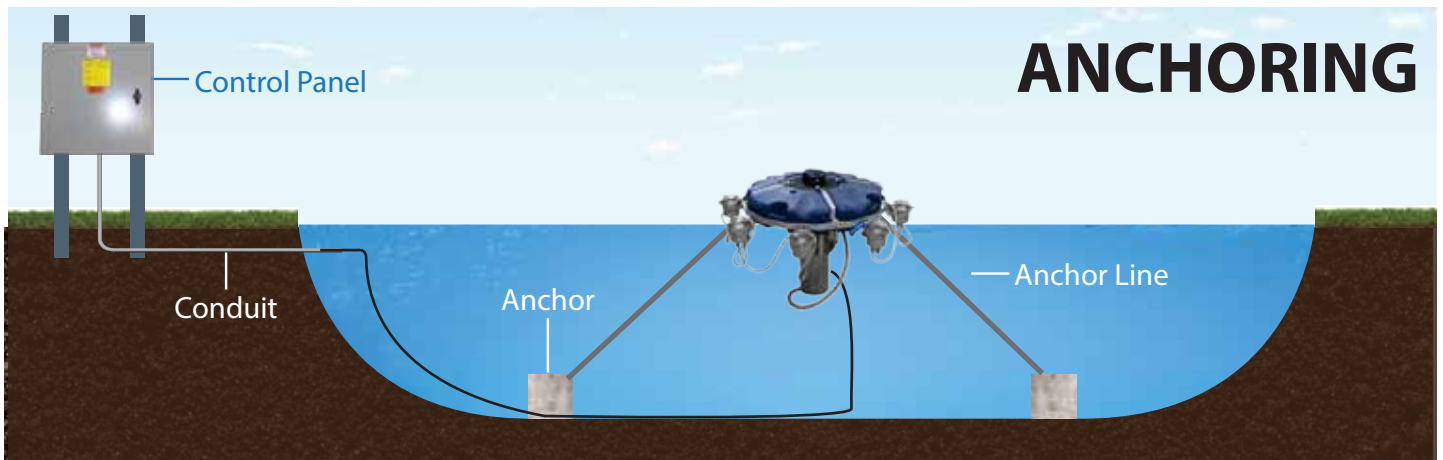
MASTERS GRAND SERIES® DESIGN



Masters Grand Series

- 1 - Tool less series 316 stainless steel light bracket
- 2 - Patented, high-efficiency series 316 stainless steel impeller system
- 3 - Handles on float/tie downs
- 4 - Exclusive custom-designed oil-cooled energy efficient motors with series 316 stainless steel motor housing, top plate and shaft
- 5 - Interchangeable twist-lock nozzles
- 6 - Optional stabilizers to help reduce fountain rocking
- 7 - Minimum operating depth 4ft
- 8 - Removable (without tools) large capacity, rigid 18 gauge series 316 stainless steel intake screen

INSTALLATION



CONTROL PANEL



CONTROL PANEL COMPONENTS

- Outdoor rated, lockable enclosure constructed of galvanized steel powder coated gray
- Standard enclosure sizes:
 24" x 20" x 6" (7.5HP 1PH, 7.5HP 3PH, 10HP 1PH)
 30" x 24" x 8" (10-25HP 3PH)
- Digital timers with battery backup
- LED lighting circuit included in all control panels
- Custom Control Panels for multiple units and options available
- Overcurrent protection
- Ground fault protection
- Motor contactor and overload-10HP 1PH
- Capacitors (single phase only)
- Soft Starter and Manual Motor Protector (10-25HP 3 PH)

