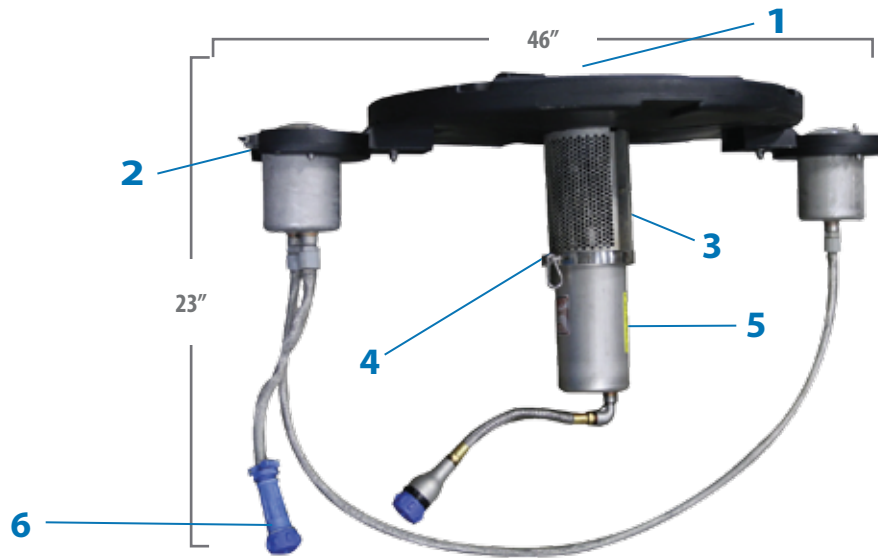


MASTERS DECORATIVE SERIES® DOUBLE EAGLE STRAIGHTENED FLOW PATTERN (SFP)



HORSEPOWER	½	60Hz
HT x DIA ft UPPER	11 x 2	
ELECTRICAL RATING Ph VOLTAGE AMPS	1 120 5.6 1 208-240 2.8	50Hz
HT x DIA m UPPER	2.4 x 0.3	
ELECTRICAL RATING Ph VOLTAGE AMPS	1 220-230 3	



MASTERS DECORATIVE SERIES® DESIGN



½ HP Masters Decorative Series®
 (Min. Operating Depth - 2ft.)

- 1** - Interchangeable nozzles
- 2** - Low profile float design with attachable light brackets for LED & RGBW Lighting
- 3** - Stainless steel intake screen
- 4** - Patented, high-efficiency impeller system
- 5** - Exclusive custom-designed oil-cooled energy efficient motors with stainless steel motor housing and top plate
- 6** - AquaLock Connector (ALC) electrical quick disconnect

INSTALLATION



CONTROL PANEL

Standard Panel:

- Standard Panel dimensions: 9-3/8" x 5-1/2" x 3-3/4"
- 11W LED Lights only
- LED Photo Eye
- When Standard Control Panel is purchased, Masters Decorative Series warranty is 3 years and Standard Control Panel warranty is 1 year.



Upgraded Panels:

- Upgraded Panel dimensions: 16" x 12" x 6"
- 11W or RGBW Lights
- When Upgraded Control Panel is purchased, Masters Decorative Series warranty is 5 years and Upgraded Control Panel warranty is 3 years.

