

**MASTERS SERIES®**

**LAKWOOD**


**BASIC FLOW PATTERN (BFP)**

VERTICAL ONLY



HORSEPOWER	1	2	3 & 3½	5
HT x DIA ft	7 x 18	9 x 24	11 x 30	15 x 36
ELECTRICAL RATING Ph   VOLTAGE   AMPS	1   120   19	1   208-240   12.6	1 (3½HP)   208-240   15.2	1   208-240   27.1
	3   208-240   9.6	3   208-240   6.3	3 (3HP)   208-240   10.1	3   208-240   18
	3   208-240   5.4	3   440-480   3.1	3 (3HP)   440-480   5.1	3   440-480   9
	3   440-480   2.7			
HT x DIA m	2.1 x 6.7	2.7 x 8.2	3.3 x 9.1	4.6 x 11.6
ELECTRICAL RATING Ph   VOLTAGE   AMPS	1   220-230   8	1   208-230   10.5	1   220-230   19	1   208-230   24
	3   380-415   2.6	3   380-415   3.7	3   380-415   5	3   380-415   8

**MASTERS SERIES® DESIGN**

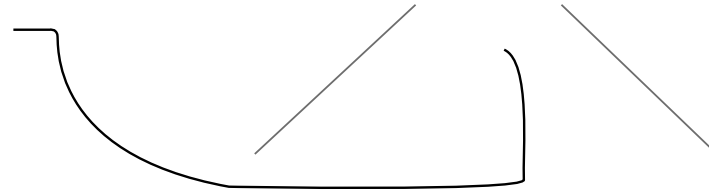
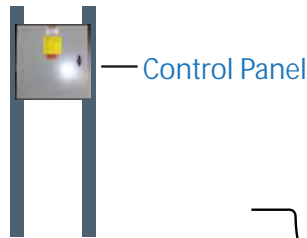


**1 - 5 HP Masters Series  
 Vertical Design**  
 (Min. Operating Depth - 3ft.)

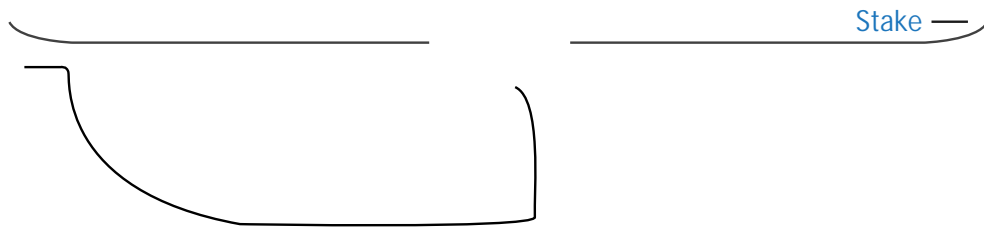
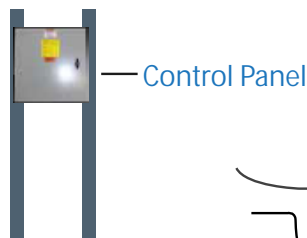
- 1 - Interchangeable nozzles
- 2 - Low profile float design with recessed pockets for LED & RGBW Lighting
- 3 - Stainless steel intake screen
- 4 - Patented, high-efficiency molded composite impeller system
- 5 - Exclusive custom-designed oil-cooled energy efficient motors with stainless steel motor housing and top plate
- 6 - AquaLock Connector (ALC) electrical quick disconnect
- 7 - Exclusive underwater cable disconnect

## INSTALLATION

### ANCHORING



### MOORING



## CONTROL PANEL

### CONTROL PANEL COMPONENTS

- Outdoor rated, lockable enclosure constructed of galvanized steel powder coated gray
- Standard enclosure size 16" x 16" x 6" for 1-5HP
- Overcurrent protection
- Ground fault protection
- Motor contactor and overload
- Capacitors (single phase only)
- Digital timers with battery backup
- LED lighting circuit included in all control panels
- Custom Control Panels for multiple units and options available

