

MASTERS SERIES

BAYTREE




STRAIGHTENED FLOW PATTERN (SFP)

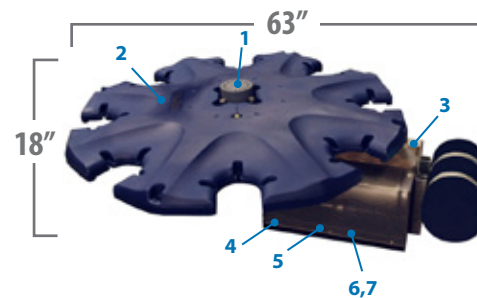
VERTICAL OR HORIZONTAL

HORSEPOWER	5	60HZ
HT ft UPPER	23	
HT x DIA ft MIDDLE	14 x 17	
HT x DIA ft LOWER	7 x 25	
ELECTRICAL RATING Ph VOLTAGE AMPS	1 208-240 27.1	50HZ
	3 208-240 18	
	3 440-480 9	
HT m UPPER	7	
HT x DIA m MIDDLE	5.2 x 5.2	
HT x DIA m LOWER	3.6 x 8.8	
ELECTRICAL RATING Ph VOLTAGE AMPS	1 208-230 24	
	3 380-415 8	

MASTERS SERIES® DESIGN TYPES



1 - 5 HP Masters Series Vertical Design
 (Min. Operating Depth - 3ft.)



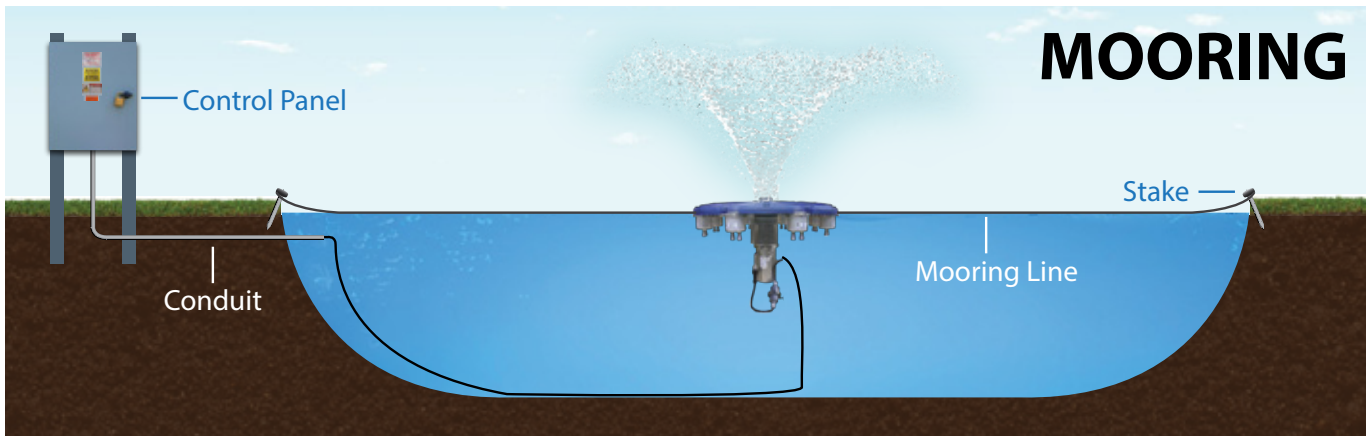
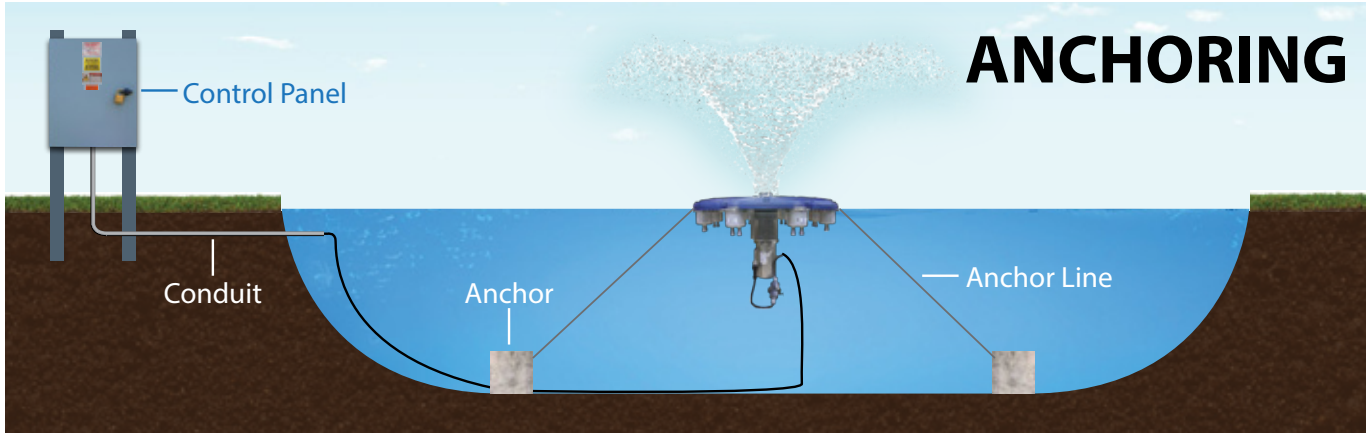
1 - 5 HP Masters Series Horizontal Design
 (Min. Operating Depth - 16in.)

- 1 - Interchangeable nozzles
- 2 - Low profile float design with recessed pockets for LED & RGBW Lighting
- 3 - Stainless steel intake screen
- 4 - Patented, high-efficiency molded composite impeller system

- 5 - Exclusive custom-designed oil-cooled energy efficient motors with stainless steel motor housing and top plate
- 6 - AquaLock Connector (ALC) electrical quick disconnect
- 7 - Exclusive underwater cable disconnect

MASTERS SERIES

INSTALLATION



CONTROL PANEL



CONTROL PANEL COMPONENTS

- Outdoor rated, lockable enclosure constructed of galvanized steel powder coated gray
- Standard enclosure size 16" x 16" x 6" for 1-5HP
- Overcurrent protection
- Ground fault protection
- Motor contactor and overload
- Capacitors (single phase only)
- Digital timers with battery backup
- LED lighting circuit included in all control panels
- Custom Control Panels for multiple units and options available

