

## MASTERS GRAND SERIES

### VALHALLA

### STRAIGHTENED FLOW PATTERN (SFP)

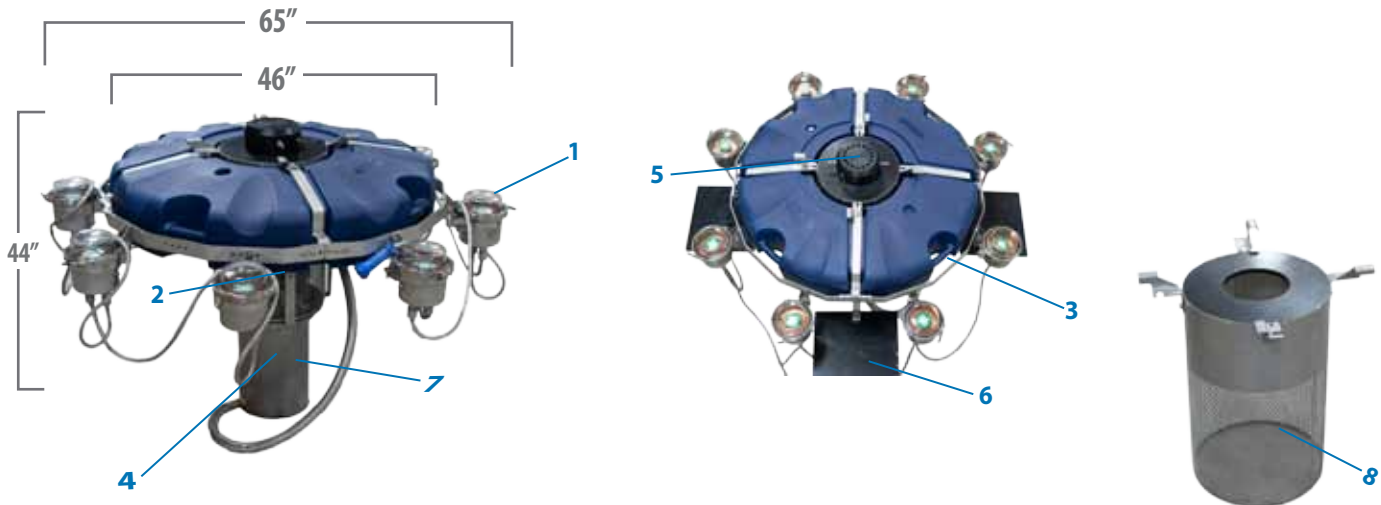


HORSEPOWER	7½	10
HT ft UPPER	29	N/A
HT x DIA ft MIDDLE	15.6 x 42	N/A
HT x DIA ft LOWER	10 x 65	N/A
ELECTRICAL RATING Ph   VOLTAGE   AMPS	1   220-240   42 3   220-240   26.4 3   440-480   13.2	1   220-240   60 3   220-240   36 3   440-480   18
HT x UPPER	7.8	N/A
HT x DIA m MIDDLE	3.5 x 12.2	N/A
HT x DIA m LOWER	1.9 x 18.3	N/A
ELECTRICAL RATING Ph   VOLTAGE   AMPS	3   380-415   12	3   380-415   18

60Hz

50Hz

## MASTERS GRAND SERIES® DESIGN



Masters Grand Series

**1** - Tool less series 316 stainless steel light bracket

**2** - Patented, high-efficiency series 316 stainless steel impeller system

**3** - Handles on float/tie downs

**4** - Exclusive custom-designed oil-cooled energy efficient motors with series 316 stainless steel motor housing, top plate and shaft

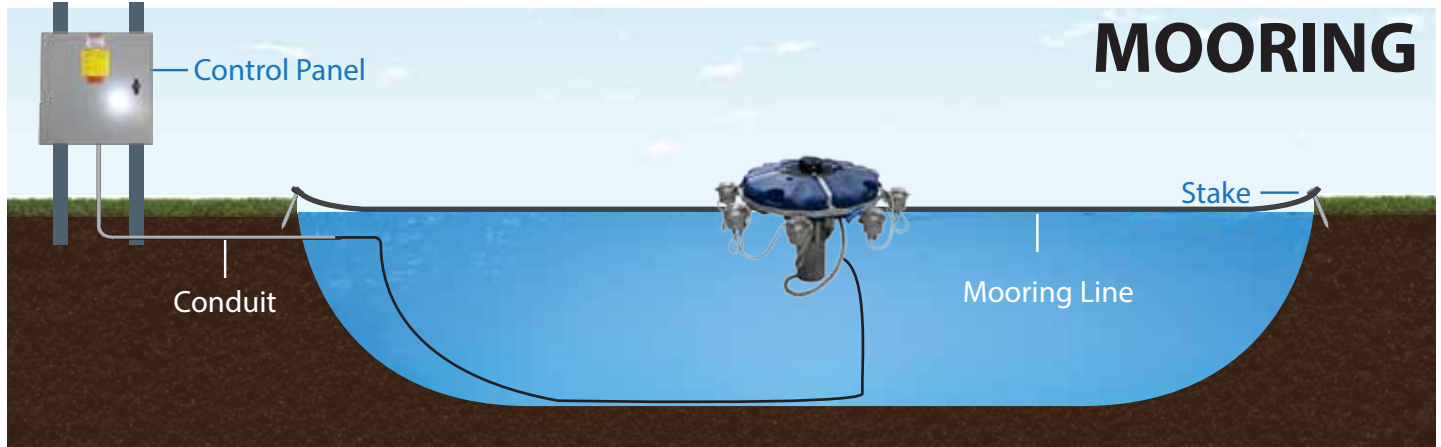
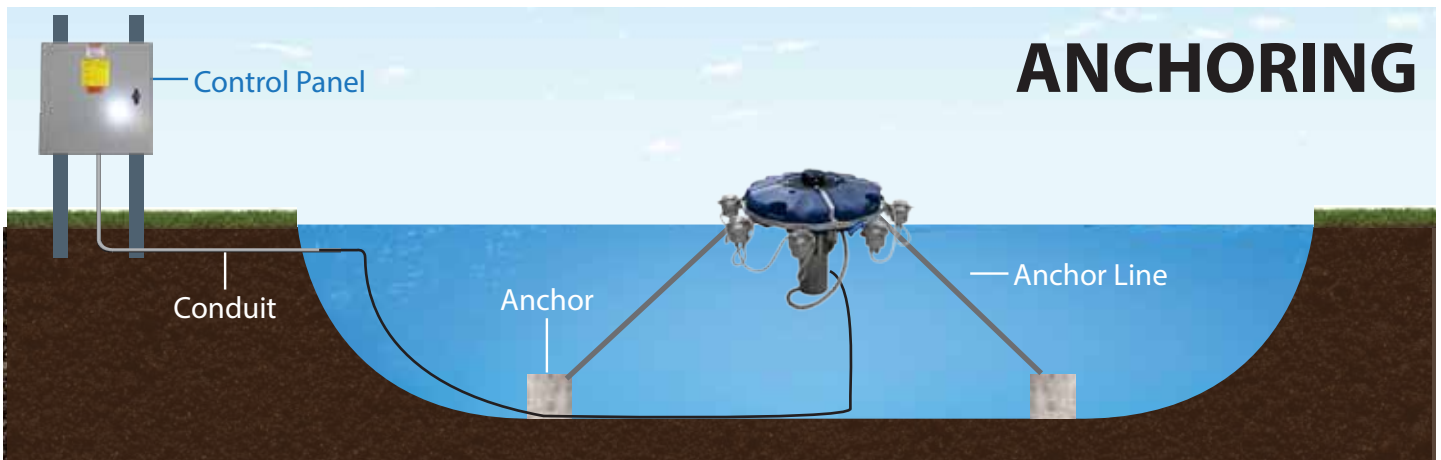
**5** - Interchangeable twist-lock nozzles

**6** - Optional stabilizers to help reduce fountain rocking

**7** - Minimum operating depth 4ft

**8** - Removable (without tools) large capacity, rigid 18 gauge series 316 stainless steel intake screen

## INSTALLATION



## CONTROL PANEL



### CONTROL PANEL COMPONENTS

- Outdoor rated, lockable enclosure constructed of galvanized steel powder coated gray
- Standard enclosure sizes:  
20" x 16" x 10" (7.5HP 1PH and 3PH)
- Digital timers with battery backup
- LED lighting circuit included in all control panels
- Custom Control Panels for multiple units and options available
- Overcurrent protection
- Ground fault protection
- Motor contactor and overload-7.5HP 3PH
- Capacitors (single phase only)
- Soft Starter and Manual Motor Protector (7.5HP 3PH)

