

## MASTERS GRAND SERIES

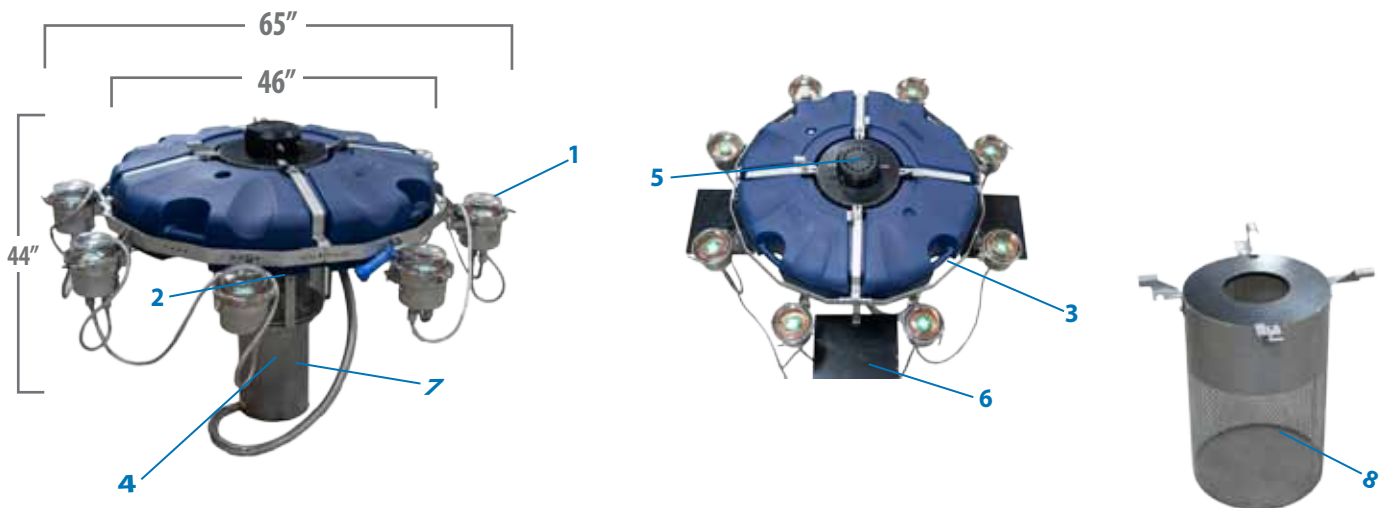
### MEDINAH

### STRAIGHTENED FLOW PATTERN (SFP)



HORSEPOWER	7.5	10	
HT x DIA ft UPPER	20 x 26	N/A	
ELECTRICAL RATING Ph   VOLTAGE   AMPS	1   220-240   42	1   220-240   60	60Hz
	3   220-240   26.4	3   220-240   36	
	3   440-480   13.2	3   440-480   18	
HT x DIA m UPPER	7 x 7.9	N/A	
ELECTRICAL RATING Ph   VOLTAGE   AMPS	3   380-415   12	3   380-415   18	50Hz

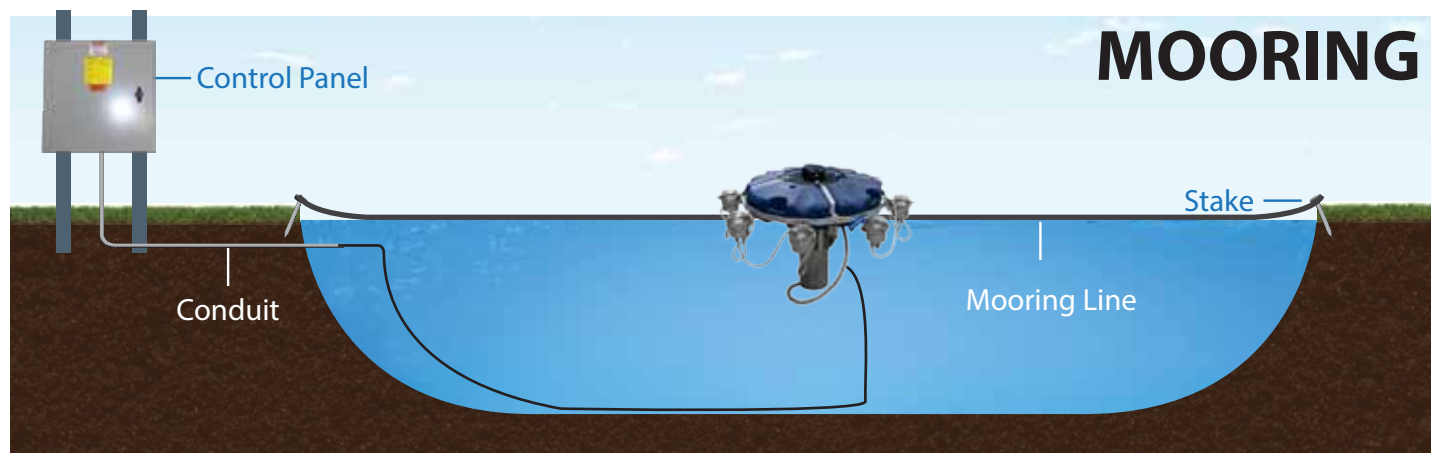
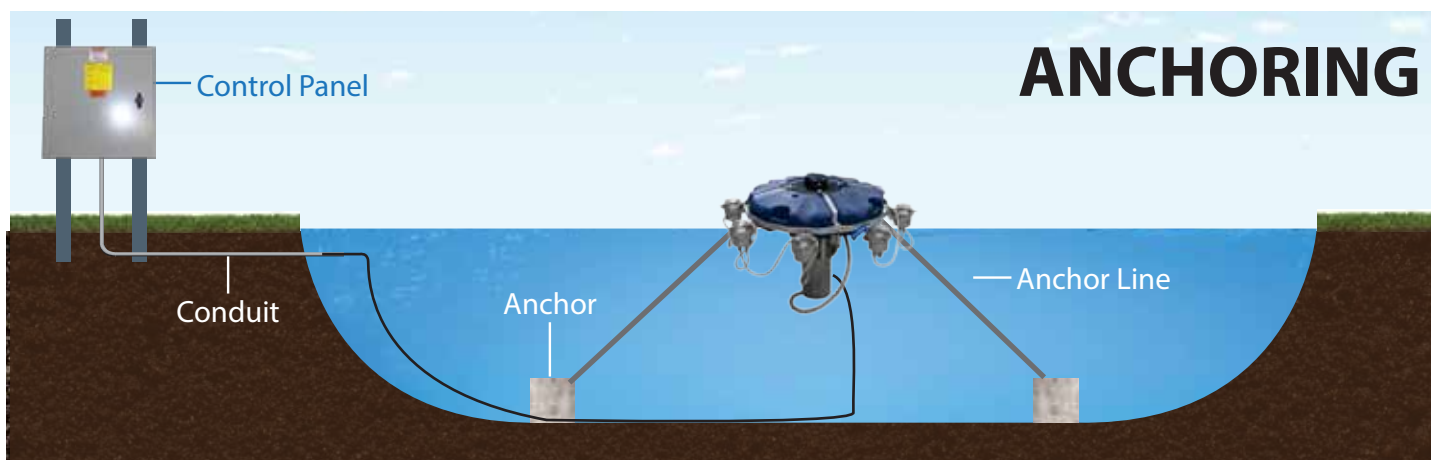
## MASTERS GRAND SERIES® DESIGN



Masters Grand Series

- 1** - Tool less series 316 stainless steel light bracket
- 2** - Patented, high-efficiency series 316 stainless steel impeller system
- 3** - Handles on float/tie downs
- 4** - Exclusive custom-designed oil-cooled energy efficient motors with series 316 stainless steel motor housing, top plate and shaft
- 5** - Interchangeable twist-lock nozzles
- 6** - Optional stabilizers to help reduce fountain rocking
- 7** - Minimum operating depth 4ft
- 8** - Removable (without tools) large capacity, rigid 18 gauge series 316 stainless steel intake screen

## INSTALLATION



## CONTROL PANEL



### CONTROL PANEL COMPONENTS

- Outdoor rated, lockable enclosure constructed of galvanized steel powder coated gray
- Standard enclosure sizes:  
20" x 16" x 10" (7.5HP 1PH and 3PH)
- Digital timers with battery backup
- LED lighting circuit included in all control panels
- Custom Control Panels for multiple units and options available
- Overcurrent protection
- Ground fault protection
- Motor contactor and overload-7.5HP 3PH
- Capacitors (single phase only)
- Soft Starter and Manual Motor Protector (7.5HP 3PH)

