

## MASTERS SERIES®

### BAYTREE


## STRAIGHTENED FLOW PATTERN (SFP)

VERTICAL OR HORIZONTAL

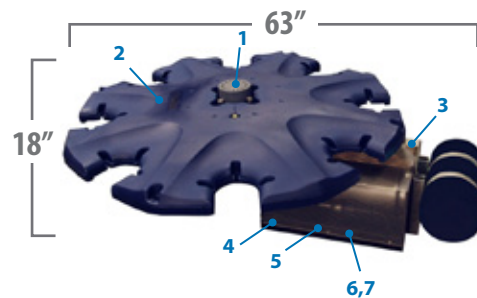


HORSEPOWER	5	60Hz
HT ft UPPER	23	
HT x DIA ft MIDDLE	14 x 17	
HT x DIA ft LOWER	7 x 25	
ELECTRICAL RATING Ph   VOLTAGE   AMPS	1   208-240   27.1	50Hz
	3   208-240   18	
	3   440-480   9	
HT m UPPER	7	
HT x DIA m MIDDLE	5.2 x 5.2	50Hz
HT x DIA m LOWER	3.6 x 8.8	
ELECTRICAL RATING Ph   VOLTAGE   AMPS	1   208-230   24	
	3   380-415   8	

## MASTERS SERIES® DESIGN



**1 - 5 HP Masters Series  
 Vertical Design**  
 (Min. Operating Depth - 3ft.)


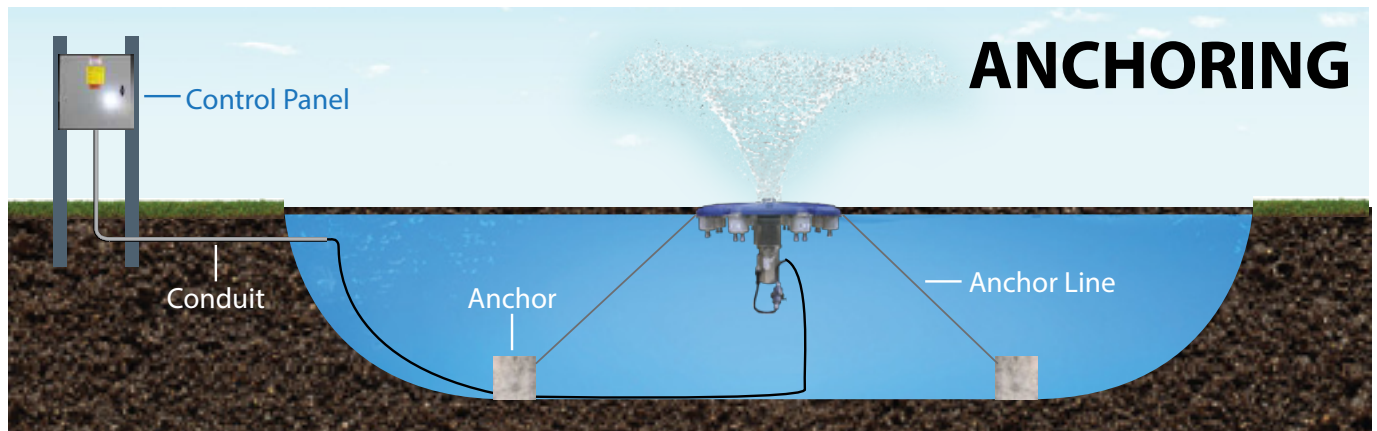


**1 - 5 HP Masters Series  
 Horizontal Design**  
 (Min. Operating Depth - 16in.)

- 1 - Interchangeable nozzles
- 2 - Low profile float design with recessed pockets for LED & RGBW Lighting
- 3 - Stainless steel intake screen
- 4 - Patented, high-efficiency molded composite impeller system

- 5 - Exclusive custom-designed oil-cooled energy efficient motors with stainless steel motor housing and top plate
- 6 - AquaLock Connector (ALC) electrical quick disconnect
- 7 - Exclusive underwater cable disconnect

## INSTALLATION



## CONTROL PANEL



### CONTROL PANEL COMPONENTS

- Outdoor rated, lockable enclosure constructed of galvanized steel powder coated gray
- Standard enclosure size: 16" x 16" x 6" for 1-5HP
- Overcurrent protection
- Ground fault protection
- Motor contactor and overload
- Capacitors (single phase only)
- Digital timers with battery backup
- LED lighting circuit included in all control panels
- Custom Control Panels for multiple units and options available

