

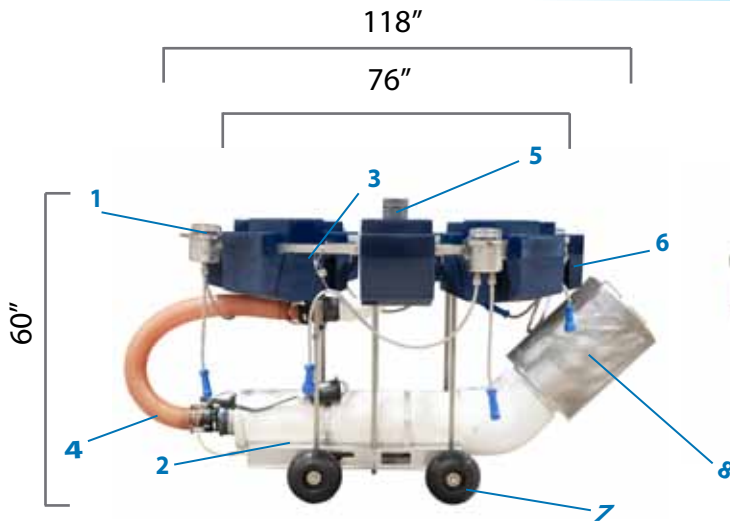
GALAXY SELECT® SERIES

VIRGO



HORSEPOWER	10	15	20	25
HT x DIA ft UPPER	46	54	61	64
HT x DIA ft LOWER	21 x 60	22 x 65	23 x 65	24 x 65
ELECTRICAL RATING Ph VOLTAGE AMPS	1 220-240 58A 3 220-240 34A 3 440-480 17A	3 220-240 44A 3 440-480 22A	3 220-240 54A 3 440-480 27A	3 220-240 64A 3 440-480 32A

GALAXY SELECT® SERIES DESIGN



Galaxy Select® Series

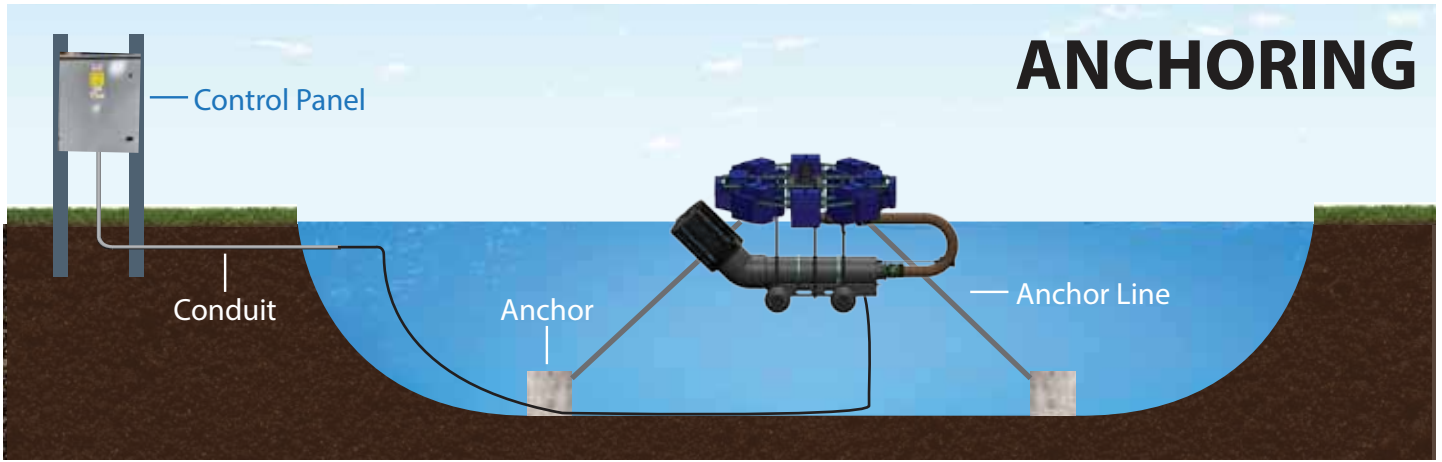
- 1 - Tool Less Series 316 Stainless Steel Light Bracket
- 2 - Non-servicable, Oil Free, Water Cooled Motor with all Stainless Steel Pump Assembly
- 3 - 360° Available Tie Down Area
- 4 - Removable Discharge Tube and Intake Screen for Compact Storage
- 5 - Interchangeable Nozzles-Threaded and Tethered
- 6 - Removable Float Assembly for Easy Access to the Motor/Pump Assembly
- 7 - Easy Rolling Wheels with a Solid Axle
- 8 - Twist Locking Screen for Tool Less Removal for Cleaning with Double Handles

Minimum Operating Depth 62"

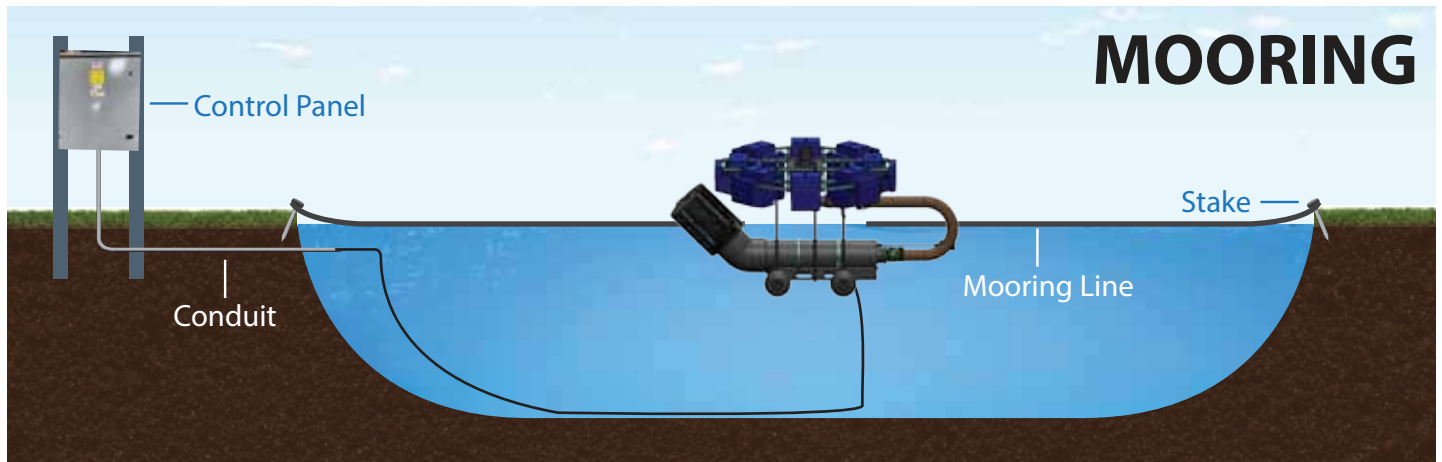
BRINGING WATER TO LIFE

INSTALLATION

ANCHORING



MOORING



CONTROL PANEL

Control Panel Components

- Outdoor rated, lockable enclosure constructed of galvanized steel; powder coated gray
- Standard enclosure size 30" x 24" x 8"
- Digital timer with battery back-up
- LED lighting circuit included in all control panels
- Custom control panels for multiple units and options are available
- Franklin sub monitor provides:
 overcurrent protection
 undercurrent protection
- Ground fault protection
- Soft Starter and Manual Motor Protector

