

GALAXY SELECT® SERIES

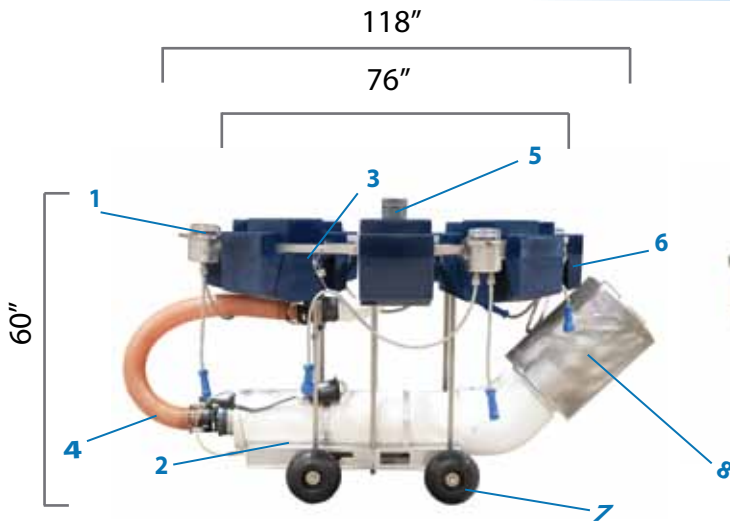
OLYMPIAN



HORSEPOWER	10	15	20	25
HT x DIA ft UPPER	21 X 3	24 x 3	28 x 4	31 x 4
HT x DIA ft MIDDLE	17 x 3	18 x 3	20 x 4	27 x 4
HT x DIA ft LOWER	14 x 3	16 x 3	17 x 4	23 x 4
ELECTRICAL RATING Ph VOLTAGE AMPS	1 220-240 58A	3 220-240 44A	3 220-240 54A	3 220-240 64A
	3 220-240 34A	3 440-480 22A	3 440-480 27A	3 440-480 32A
	3 440-480 17A			

60Hz

GALAXY SELECT® SERIES DESIGN



Galaxy Select® Series

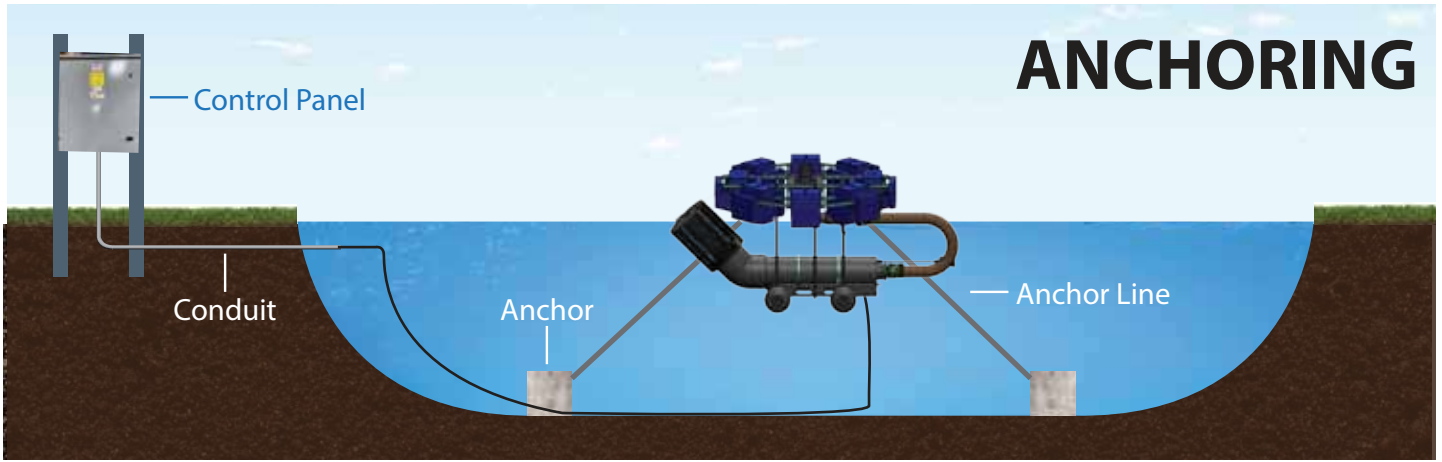
- 1 - Tool Less Series 316 Stainless Steel Light Bracket
- 2 - Non-servicable, Oil Free, Water Cooled Motor with all Stainless Steel Pump Assembly
- 3 - 360° Available Tie Down Area
- 4 - Removable Discharge Tube and Intake Screen for Compact Storage
- 5 - Interchangeable Nozzles-Threaded and Tethered
- 6 - Removable Float Assembly for Easy Access to the Motor/Pump Assembly
- 7 - Easy Rolling Wheels with a Solid Axle
- 8 - Twist Locking Screen for Tool Less Removal for Cleaning with Double Handles

Minimum Operating Depth 62"

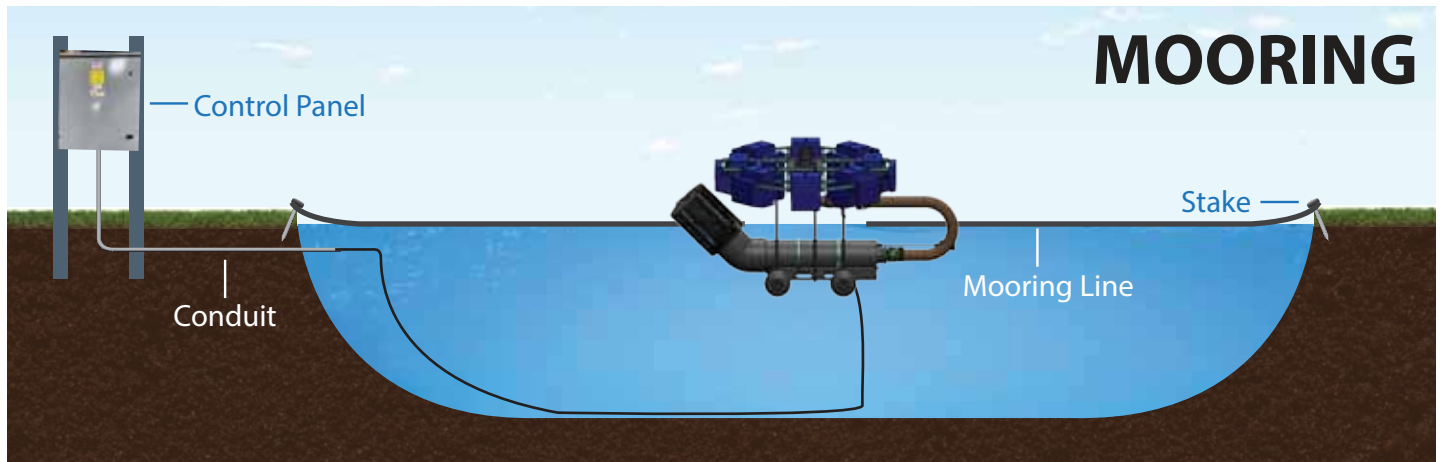
BRINGING WATER TO LIFE

INSTALLATION

ANCHORING



MOORING



CONTROL PANEL

Control Panel Components

- Outdoor rated, lockable enclosure constructed of galvanized steel; powder coated gray
- Standard enclosure size 30" x 24" x 8"
- Digital timer with battery back-up
- LED lighting circuit included in all control panels
- Custom control panels for multiple units and options are available
- Franklin sub monitor provides:
 overcurrent protection
 undercurrent protection
- Ground fault protection
- Soft Starter and Manual Motor Protector

