

MASTERS SERIES

KIAWAH

SPECIALTY PATTERN

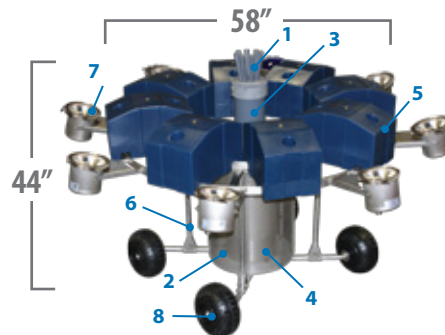


HORSEPOWER	7½	10
HT ft UPPER	28	30
HT x DIA ft LOWER	15 x 40	18 x 50
ELECTRICAL RATING Ph VOLTAGE AMPS	1 220-240 42 3 208-240 26.4 3 440-480 13.2	1 220-240 60 3 208-240 36 3 440-480 18
HT m UPPER	8.5	9.1
HT x DIA m LOWER	4.6 x 12.2	5.5 x 15.2
ELECTRICAL RATING Ph VOLTAGE AMPS	3 380-415 12	3 380-415 18

60HZ

50HZ

MASTERS SERIES® DESIGN TYPES

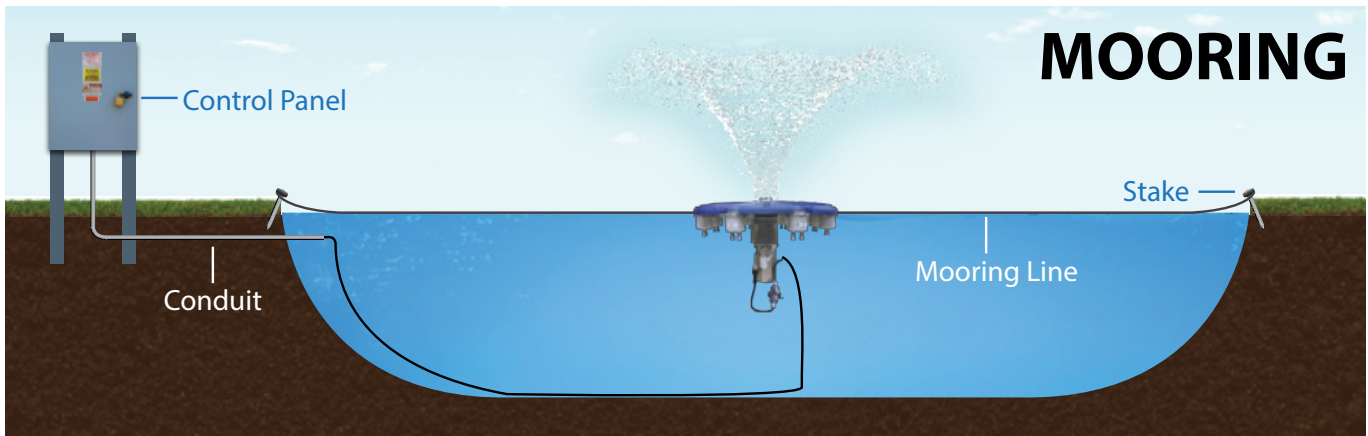
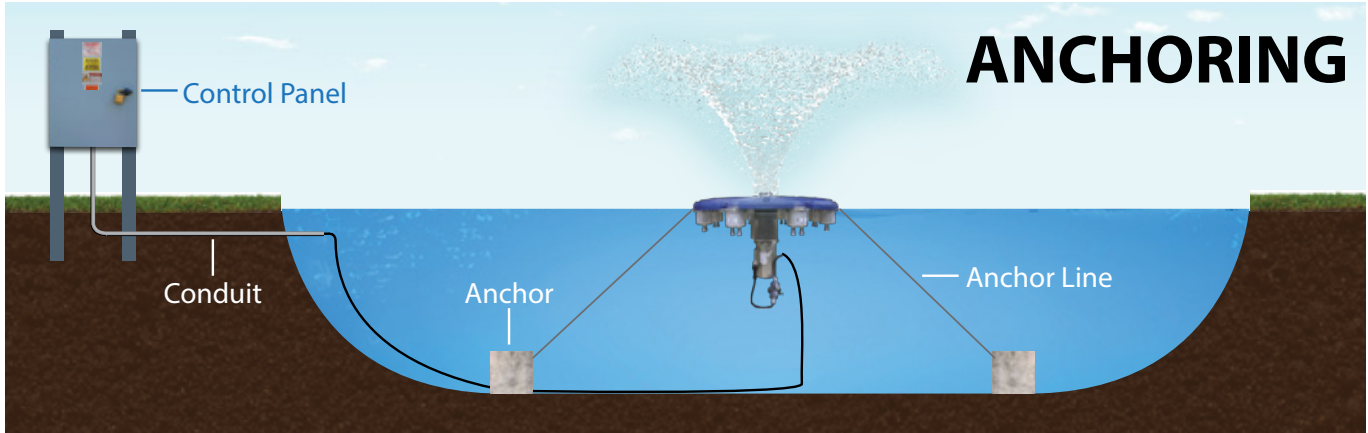


**7.5 - 10 HP Masters Series
 Cart Design**
 (Min. Operating Depth - 4ft.)

- 1 -** Interchangeable nozzles
- 2 -** Stainless steel intake screen
- 3 -** Patented, high-efficiency molded composite impeller system
- 4 -** Exclusive custom-designed oil-cooled energy efficient motors with stainless steel motor housing and top plate
- 5 -** Individual high density polyethylene floats are in-water adjustable
- 6 -** Rugged stainless steel compact cart design
- 7 -** Adjustable Night Glow LED or RGBW Lighting
- 8 -** Oversized floatation type tires for ease of launching

MASTERS SERIES

INSTALLATION



CONTROL PANEL



CONTROL PANEL COMPONENTS

- Outdoor rated, lockable enclosure constructed of galvanized steel powder coated gray
- Standard enclosure size 16" x 16" x 6" for 1-5HP and 24" x 20" x 6" for 7.5-10HP (1Ph) 30" x 24" x 8" for 7.5-10HP (3Ph)
- Overcurrent protection
- Ground fault protection
- Motor contactor and overload
- Capacitors (single phase only)
- Digital timers with battery backup
- LED lighting circuit included in all control panels
- Custom Control Panels for multiple units and options available

